













LEGEND

- | | | | |
|--|--------------|---|--------------------------------|
|  | Start/End |  | Creek/Marsh |
|  | Trail/Paths |  | Paved Road |
|  | Forest/Trees |  | Gravel Road |
|  | Off Limits |  | Residential Area |
|  | Boardwalk |  | Water Station
(don't block) |

